



MEGATRONE
INDUSTRIAL SOLUTIONS

Fittings, Tubings & Accessories



www.megatrone.in

PUSH-IN Fittings, Metric



- > Port size: Ø 4 ... 16 mm O/D tube, BSP threads
- > Megatrone Fittings are ready to use, offering fast assembly with no need for tools providing optimum flow.
- > Releasable stainless steel grab-ring to grip PA or PU Tube
- > Nickel plated brass components provide corrosion and contamination resistance & Extended Life



Technical Features

Medium:

Compressed Air

Operating pressure:

10 bar (145 psi) max.

Vacuum:

750 mm of Hg

Thread sizes:

M5, M6, 1/8, 1/4, 3/8 and 1/2

ISO G, ISO Rc and ISO R

(BSPP / BSPT / NPT Threads)

Ambient/Media temperature:

-20°C ... +60°C (-4 ... 140°F)

Tube sizes:

4, 6, 8, 10, 12, 16 mm

Tubing types:

PU & PA (Polyurethane, Polyamide - Nylon)

Materials:

Body: PBT

Seals: NBR (silicone free)

u-packing and O-rings

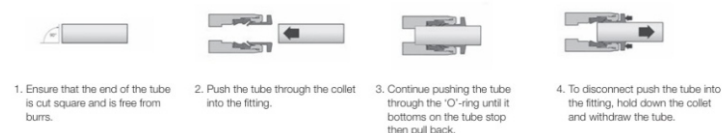
Threaded bodies: nickel plated brass

Release sleeve and backing ring: POM

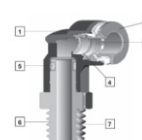
Grab-ring: stainless steel

Collar: nickel plated brass

Method of Assembly

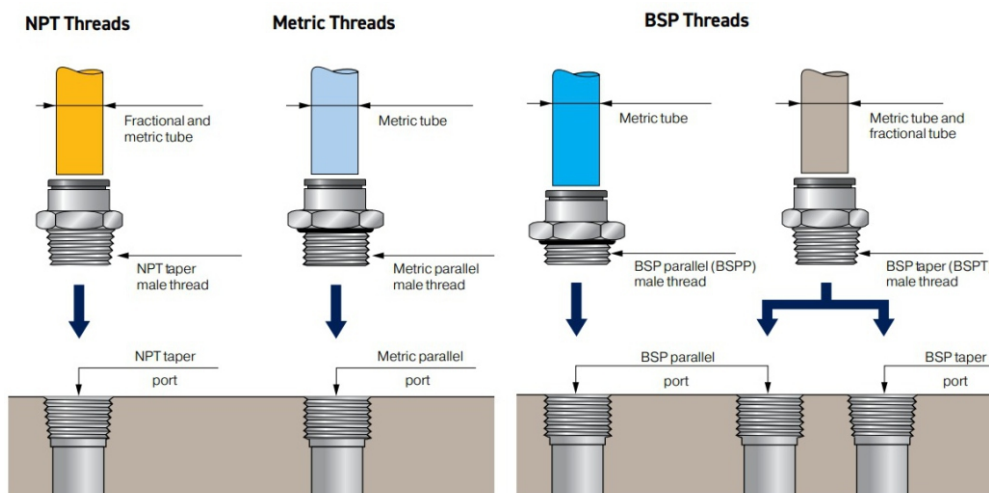


Components



1. Impact resistant PBT body in black
2. Release buttons are red for metric, grey for inch
3. Stainless steel grab ring with special design to retain softer tube and provide easy releasability.
4. Silicon free U-packing provides leak tight tube seal under side loading.
5. Stem seal provides leak tight 360° swivel connection.
6. Nickel plated brass threads and notches on hex to signify NPT.
7. Pre-applied thread sealant on tapered threads and recessed captive O-ring on parallel threads.

Fitting Threads










PUSH-IN Fittings, Metric

Straight Adaptors & Connectors

Straight Adaptor (External + Internal hex) 	Straight Adaptor (External + Internal hex) 	Straight Adaptor (Internal hex only) 	Female Adaptor 	Straight Union 	Straight Union (Unequal) 	Stem Reducer 
Stem Expander (Stem/Tube) 	Bulkhead Union 	Straight Adaptor, (Female Bulkhead) 	Stem Union (Equal) 	Stem Union (Unequal) 	Plug 	Cap (Female Plug) 

Elbow Adaptors & Connectors

Union Elbow 	90° Swivel Elbow Adaptor 	90° Swivel Elbow Adaptor 	Stem Elbow 	90° Swivel Elbow Adaptor (Extended) 	90° Swivel Elbow Adaptor (Female) 	Bulkhead Union Elbow 
---	---	---	---	---	--	---

Y and quadruple connectors

Union Y (Equal + Unequal) 	Swivel Y Adaptor 	Swivel Y Adaptor 	Stem Y (Equal + Unequal) 	Quadruple Stem Reducer 	Quadruple Stem Reducer 	Quadruple Y Union 
---	---	---	---	--	---	--

Tee Connectors & Adaptors

Union Tee (Equal) 	Union Tee (Unequal) 	Swivel Tee Adaptor 	Swivel Tee Adaptor 	Swivel Side Tee Adaptor (Female) 	Straight Union (Unequal) 	Stem Tee (Unequal) 
Stem Side Tee (Equal) 	Stem Side Tee (Unequal) 	Swivel Side Tee Adaptor 	Swivel Side Tee Adaptor 			

Banjo Flow Controler

Banjo Flow Control (Out) 	Banjo Flow Control (Out) 	Banjo Flow Control (In) 	Banjo Flow Control (In) 	Shrouded Banjo (Out) 	Shrouded Banjo (Out) 	Swivel Speed Control (Out) 
Swivel Speed Control (Out) 	Speed Control & Pilot Check 	Speed Control & Pilot Check 	In-Line Flow Control 	In-Line Flow Control 		

Cross & Manifolds

Union Cross 	Manifold Union 	Male Manifold 	Stem Manifold 	Banjo 	Banjo (With Top Port) 	2x Swivel Elbow Adaptor 
2x Swivel Elbow Adaptor 	3x Swivel Elbow Adaptor 	3x Swivel Elbow Adaptor 	Single Universal Tee 	Single Universal Tee 	Double Universal Tee 	Double Universal Tee 
Triple Universal Tee 	Triple Universal Tee 	Branch Adaptor 	Branch Adaptor 	Female Branch Adaptor 	Female Branch Adaptor 	Double Branch Adaptor 
Double Branch Adaptor 	Triple Branch Adaptor 	Triple Branch Adaptor 				

In-Line Non-Return Valve

In-Line Non-Return Valve



In-Line Non-Return Valve (In)



In-Line Non-Return Valve (In)



In-Line Non-Return Valve (Out)



In-Line Non-Return Valve (Out)



Self Sealing Adaptors

Straight Adaptor



Straight Adaptor



Straight Union



Swivel Elbow



Swivel Elbow



Hand Valves

3/2 Shut-Off Valves



3/2 Shut-Off Valves



3/2 Shut-Off Valves



3/2 Shut-Off Valves



OTHER PRODUCT RANGE

Metallic Fittings - Threaded (Brass & SS)



Metallic Fittings - Ferrule (Brass & SS)



QRC - Quick Release Couplings



Rotary Joints (Rotary Seal) 1/4" to 2" BSP



Silencers (Pneumatic)




Tubings - PU & PA (Polyurethane & Nylon)



Instrument Needle Valve (1/4" to 3") Rating : Up to 6,000 psi @ up to 250°F



Instrument Manifold Valves



Instrument Check Valves (1/4" to 3") Rating: Up to 6,000 psi @ up to 250°F



Instrument Ball Valves (1/4" to 3") Rating: Up to 6,000 psi @ up to 250°F



Gauge Cock (1/4" to 1/2") Rating: 1,000 psi @ up to 180°F






Gauge Glass Cock



Instrument Check Valves (1/4" to 3") Rating: Up to 6,000 psi @ up to 250°F





Technical Features

Rating : Up to 3,000 psi @ up to 250°F

Tube Size : 2" 3" 4" 6"

Outlet Connections : ¼" and ½" BSP / NPT

Inlet Connections : 1" 150# and 300# CLASS

Drain connections : ½" & 1" BSP / NPT

Valve : Needle Valve & Ball valve

Material : SS, CS and other Material Other as per your Requirements

Application

Chemicals industry

Fats and fertilizer industry

Ship building


Construction industry



MEGATRONE
INDUSTRIAL SOLUTIONS

 +91 97277 13898 | +91 97250 13898

 sales@megatrone.in

 B/501, Aries Heights, Nr. Surayam Flora, New Nikol,
Ahmedabad - 382350, Gujarat.

www.megatrone.in
