



MEGATRONE
INDUSTRIAL SOLUTIONS

PUSH-IN FITTINGS, METRIC



www.megatrone.in

PUSH-IN Fittings, Metric



- > Port size: Ø 4 ... 16 mm O/D tube, BSP threads
- > Megatrone Fittings are ready to use, offering fast assembly with no need for tools providing optimum flow.
- > Releasable stainless steel grab-ring to grip PA or PU Tube
- > Nickel plated brass components provide corrosion and contamination resistance & Extended Life



Technical Features

Medium:

Compressed Air

Operating pressure:

10 bar (145 psi) max.

Vacuum:

750 mm of Hg

Thread sizes:

M5, M6, 1/8, 1/4, 3/8 and 1/2

ISO G, ISO Rc and ISO R

(BSPP / BSPT / NPT Threads)

Ambient/Media temperature:

-20°C ... +60°C (-4 ... 140°F)

Tube sizes:

4, 6, 8, 10, 12, 16 mm

Tubing types:

PU & PA (Polyurethane, Polyamide - Nylon)

Materials:

Body: PBT

Seals: NBR (silicone free)

u-packing and O-rings

Threaded bodies: nickel plated brass

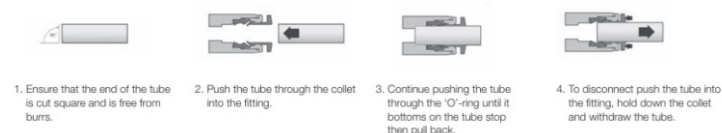
Release sleeve and backing ring:

POM

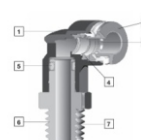
Grab-ring: stainless steel

Collar: nickel plated brass

Method of Assembly

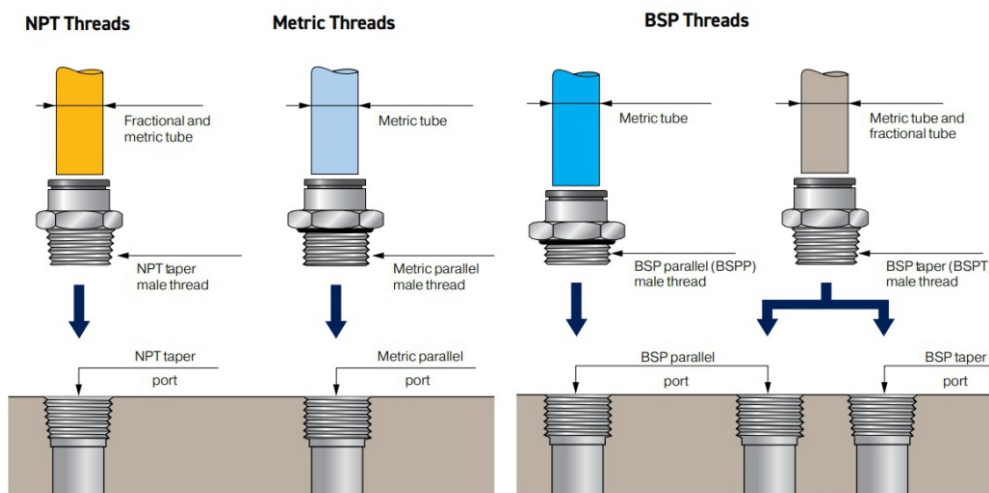


Components



1. Impact resistant PBT body in black
2. Release buttons are red for metric, grey for inch
3. Stainless steel grab ring with special design to retain softer tube and provide easy releasability.
4. Silicon free U-packing provides leak tight tube seal under side loading.
5. Stem seal provides leak tight 360° swivel connection.
6. Nickel plated brass threads and notches on hex to signify NPT.
7. Pre-applied thread sealant on tapered threads and recessed captive O-ring on parallel threads.

Fitting Threads



PUSH-IN Fittings, Metric

Straight Adaptors & Connectors

**Straight Adaptor
(External +
Internal hex)**



**Straight Adaptor
(External +
Internal hex)**



**Straight Adaptor
(Internal hex only)**



Female Adaptor



Straight Union



**Straight Union
(Unequal)**



Stem Reducer



**Stem Expander
(Stem/Tube)**



Bulkhead Union



**Straight Adaptor,
(Female Bulkhead)**



**Stem Union
(Equal)**



**Stem Union
(Unequal)**



Plug



**Cap
(Female Plug)**



Elbow Adaptors & Connectors

Union Elbow



**90° Swivel Elbow
Adaptor**



**90° Swivel Elbow
Adaptor**



Stem Elbow



**90° Swivel Elbow
Adaptor (Extended)**



**90° Swivel Elbow
Adaptor (Female)**



**Bulkhead Union
Elbow**



Elbow Adaptors & Connectors

**Union Y
(Equal + Unequal)**



Swivel Y Adaptor



Swivel Y Adaptor



**Stem Y
(Equal + Unequal)**



**Quadruple Stem
Reducer**



**Quadruple Stem
Reducer**



Quadruple Y Union



Tee Connectors & Adaptors

Union Tee (Equal)



**Union Tee
(Unequal)**




**Swivel Tee
Adaptor**



**Swivel Tee
Adaptor**



**Swivel Side Tee
Adaptor (Female)**



**Straight Union
(Unequal)**



**Stem Tee
(Unequal)**



**Stem Side Tee
(Equal)**



**Stem Side Tee
(Unequal)**



**Swivel Side Tee
Adaptor**



**Swivel Side Tee
Adaptor**



PUSH-IN Fittings, Metric

Banjo Flow Controler

Banjo Flow Control
(Out)



Banjo Flow Control
(Out)



Banjo Flow Control
(In)



Banjo Flow Control
(In)



Shrouded Banjo
(Out)



Shrouded Banjo
(Out)



Swivel Speed
Control (Out)



Swivel Speed
Control (Out)



Speed Control &
Pilot Check



Speed Control &
Pilot Check



In-Line Flow
Control



In-Line Flow
Control



Cross & Manifolds

Union Cross



Manifold Union



Male Manifold



Stem Manifold



Banjo



Banjo
(With Top Port)



2x Swivel Elbow
Adaptor



2x Swivel Elbow
Adaptor



3x Swivel Elbow
Adaptor



3x Swivel Elbow
Adaptor



Single
Universal Tee



Single
Universal Tee



Double
Universal Tee



Double
Universal Tee



Triple
Universal Tee



Triple
Universal Tee



Branch Adaptor



Branch Adaptor



Female
Branch Adaptor



Female
Branch Adaptor



Double
Branch Adaptor



Double Branch
Adaptor



Triple Branch
Adaptor



Triple Branch
Adaptor



In-Line Non-Return Valve

In-Line Non-Return Valve



In-Line Non-Return Valve (In)



In-Line Non-Return Valve (In)



In-Line Non-Return Valve (Out)



In-Line Non-Return Valve (Out)



Self Sealing Adaptors

Straight Adaptor



Straight Adaptor



Straight Union



Swivel Elbow



Swivel Elbow



Hand Valves

3/2 Shut-Off Valves



3/2 Shut-Off Valves



3/2 Shut-Off Valves



3/2 Shut-Off Valves



OTHER PRODUCT RANGE

Metallic Fittings - Threaded (Brass & SS)



Metallic Fittings - Ferrule (Brass & SS)



QRC - Quick Release Couplings



Rotary Joints (Rotary Seal) 1/4" to 2" BSP



Silencers (Pneumatic)




Tubings - PU & PA (Polyurethane & Nylon)



Instrument Needle Valve (1/4" to 3") Rating : Up to 6,000 psi @ up to 250°F



Instrument Manifold Valves



Instrument Check Valves (1/4" to 3") Rating: Up to 6,000 psi @ up to 250°F



Instrument Ball Valves (1/4" to 3") Rating: Up to 6,000 psi @ up to 250°F



Gauge Cock (1/4" to 1/2") Rating: 1,000 psi @ up to 180°F






Gauge Glass Cock



Instrument Check Valves (1/4" to 3") Rating: Up to 6,000 psi @ up to 250°F





Technical Features

Rating : Up to 3,000 psi @ up to 250°F

Tube Size : 2" 3" 4" 6"

Outlet Connections : ¼" and ½" BSP / NPT

Inlet Connections : 1" 150# and 300# CLASS

Drain connections : ½" & 1" BSP / NPT

Valve : Needle Valve & Ball valve

Material : SS, CS and other Material Other as per your Requirements

Application

Chemicals industry

Fats and fertilizer industry

Ship building


Construction industry



MEGATRONE
INDUSTRIAL SOLUTIONS

 +91 97277 13898 | +91 97250 13898

 sales@megatrone.in

 B/501, Aries Heights, Nr. Surayam Flora, New Nikol,
Ahmedabad - 382350, Gujarat.

www.megatrone.in
